




NANCY TITCHBOURNE



HAPPY CHRISTMAS!



BOOKBINDING



The Botanical Art Society of New Zealand Inc

P.O. Box 36687, Merivale, Christchurch
botanicartnz@gmail.com www.botanicart.com.au



SPRING/CHRISTMAS NEWSLETTER

IN THIS ISSUE

Letter from our President

Bookbinding

Christmas break

Nancy Titchbourne

Coloured pencil workshop
Work Worldwide

Botanical

LETTER FROM OUR PRESIDENT

Hi everyone
Christmas is drawing ever closer, so would like to remind those of you that would like to join us for our Christmas lunch at Riccarton House on the 13 December, to please let me know numbers ASAP, if you haven't already done so.



I would like to thank everyone for the help and the participation the very successful exhibition held at the Malvern/Selwyn Gallery in Darfield during October.

We are looking forward to the Exhibition to be held at The Pumphouse Gallery Akaroa from the 2 March 2018. Any entries from members outside of Christchurch, will be welcome. Contact me at janda.carran@gmail.com and we can discuss where to send it. I am quite willing to have people send their entries to me. The work only needs to have a white matt, no frame and well packaged. There are so many beautiful flowers and foliage plants about at the moment it is becoming a task too decide what to draw and paint.

I would like to wish all those that entered the Worldwide Botanical Art Exhibition all the very best and look forward to seeing the final outcome. Best wishes to you all.
Keep those brushes and pencils busy! I look forward to seeing the results after the holiday break.
Seasons greetings
Jacquie Carran.
President

CHRISTMAS BREAK



Christmas is almost upon us! As ever I wonder where the year has gone. We have had a very productive Spring. With two in-house workshops, Nancy Titchbourne coming to talk with us and an exhibition. Plus some of our members have worked hard to have work ready to apply for entry into the Botanical Art Worldwide exhibition. We wish them all luck, they should

hear by the 15 December if they have been successful or not.

Please remember to return any books or items you have borrowed from the society to a committee member please asap.

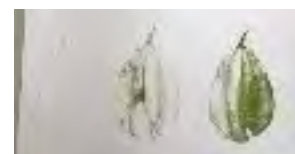
Coloured Pencil workshop with Tina Grey



This was a great day. In September we had a wonderful in-house workshop lead by Tina Grey on the use of coloured pencils for drawing & colouring leaves. You would be amazed at the quantity of pencils Tina has!... and she has just bought another full set from Amazon to add to her collection. The “one thing” that has really stuck with me is to keep your coloured pencils as sharp as you can, sharpening frequently. Also laying down your colours and ensuring you fill in all the white space, using small ellipses rather like graphite work. Personally I felt that using coloured pencils I was able to get far more done, more quickly than with watercolour.




A number of our members work almost exclusively in coloured pencil. Some use watercolour first to fill in the “tooth” of the paper. Some use a mixture of coloured pencil and aqua pencil. I am sure Tina will be asked to teach us more.





Selwyn Gallery Exhibition, Darfield

A very successful exhibition was held from the end of September into November where 21 works were sold. The gallery were very impressed with the standard and presentation of work and would be happy to host us again. Please remember, even if you do not live in Christchurch you can exhibit at our shows. We would love to have some of our distance members showing along with us.



If you click on the photos, you can enlarge to view better.



Nancy Titchbourne

We were delighted to host Nancy Titchbourne to morning tea during October. Nancy as well as being an accomplished artist is a fascinating raconteur - we were spellbound listening to the story of her life.

There are 3 Titchbourne girls, all of which are very talented. Mary is the cook, Helen "made things, is very logical", Nancy used to be described as the "fairy" as a child. She loved ballet and had hoped to make it her career but her back became too long and she developed bunions, so she swapped over to art as a focus at the age of 16.

From Dunedin, Nancy worked at the Fry's/Cadbury factory for a time, putting on the chocolate squiggles! Her bosses thought this was an excellent job for someone artistic.



Nancy moved to the UK where she met her husband who was at Sandhurst. Following their marriage he was posted to Hong Kong where Nancy had a job with the South China Morning Post doing illustrations of things around Hong Kong as well as designing bead work for designer dresses.

From here they moved to Wales, eventually returning to New Zealand.

The three sisters decide to write a book, "Cooks Garden" which Nancy illustrated. This has been very successful.



Nancy was approached by Forest research to do illustrations of insects and birds in Wakawira Forest. She also designed calendars, initially of Fishing flies, but soon started painting flowers in gardens with cats. This was very popular and has been followed by a book "Watercolour World" explaining Nancy's painting techniques. It is worth having for the illustrations alone.

Nancy is a keen gardener and loves botany although her approach is more floral than most of our members. Her approach to starting a painting is to first think - "what do I want to say" .

I loved meeting Nancy as it was she who first inspired me, via one of her cat/flower/garden calendars to pick up paint & brushes and try to paint flowers! (I gave up for many years!)

Nancy finished by saying "Work out your passion and really, really find yourself!"

BOOKBINDING

October was a busy month! We also had a workshop with Ann Gray, on bookbinding. This is the second time Ann has kindly guided members in making their own journals. So many of us are unsatisfied with the quality of paper in pre made journals that Ann suggested making our own! Again this has proved so popular another workshop is planned early next year. I think a few of our members are becoming addicted to this old craft! Ann is an experienced teacher and very patient with us all. I must get some photos of the completed works to add next time.



2018 Exhibition

This will be held at the **Pump House Akaroa** from the 2 March. All members are welcome to enter. Pump House takes 25% commission (no gst) so take this into account when you price your work. Suzy Abbott needs to know how many pieces and rough sizing in order to get the best deal we can for matts. Please let a committee member know if you plan to enter and how many. We would love some of our distance members to join us in showing. You can either pre-mat your work (off white/white) or send it to Jacquie Carran's and we can organise it for you. The matt's are not usually overly expensive. Last time they were around \$10 each including back. If you live away from Christchurch, get in touch and we can give you an estimate nearer the time.

Over the Summer:

If you are looking for inspiration or something to get you out of that block, why not try an Anna Mason course. A few members have found it quite useful to follow along with Anna's easy style to get them out of a rut.

<http://Annamasonart.com>.

if you just want to give it a try here is a free class she has put together to give you a taste of her style. <https://www.annamasonart.com/free-class-sign-up/>

Next meeting at Avice Hill is 10 am Weds 7 February.

Plans for next terms in house workshops (run by members) free to full paying members, \$5 for affiliated/distance members

DATES FOR EARLY 2018

31 December	Need to know how many works you are entering for Pump House	
Feb 28	Botany	Lorraine Thompson
21March	Using a scanner in your work	Karen Athertonc
4 & 11 April	Matting - getting work ready for the Pump House Akaroa - price to be advised	
Date to be advised	Nature Journalling	Jo Ogier
28 Feb	Work must be in for exhibition	
2 March	Pump House exhibition opening	

